




J.F. Escoulen Woodturning School
Allée des Tilleuls - 83630 - Aiguines - France
Tél : +33 [0]4 94 76 55 24
www.escoulen.com

PROGRAM 2020



ecole
escoulen
tournage sur bois
aiguines

Edito



A new presentation for a proven program.

It would be false modesty not to get excited about the success of the school, but paradoxically, it leads us to turn down more potential students and it is always a frustration not to be able to accompany each of you to the closer of its needs.

In any case, our target remains to provide quality training in a warm, human-dimension atmosphere, where benevolence is given way to intolerance conditioned by our modern society.

Your positive feedbacks, your passion for woodturning and the excellent atmosphere that reigns between all the trainers makes this school a unique place to meet.

Contemporary woodturning is dynamic, playful, exceptional and full of perspectives. We are proud to see the mobilization of our long cycle alumni and the growing impact of French turners on the international scene.

And yet, vocational training and associated financial supports are increasingly difficult to mobilize, but we do commit daily to find adapted solutions to each situation and work to recognize the heritage that woodturning represents.

Alongside AFTAB, this year we are organising a new edition of the international collaborating week, a source of creativity and innovation, renowned for the occasion "The Grand Atelier", you can participate, visit or support this initiative.

In the meantime, we have filled up every week of our calendar, with essentials, new products, formulas that evolve.

I hope you will find in this new program what you are looking for. I only have one advice: book quickly...

See you very soon in Aiguines.

Daniel Kaag

March								April																										
23	24	25	26	27	28	29	30	31	1	2	3	4	5	6	7	8	9	10	11	12	13	14	15	16	17	18	19	20	21	22	23	24		
L	M	M	J	V	S	D	L	M	M	J	V	S	D	L	M	M	J	V	S	D	L	M	M	J	V	S	D	L	M	M	J	V		
		Beginners Thierry Bertheas							Master Class							Master Class								Cutting and hollowing							cRAKoU			
		À la Carte																					Eccentric J.-F. Escoulen							Beginners Joss Naigeon				

														May																					
25	26	27	28	29	30	1	2	3	4	5	6	7	8	9	10	11	12	13	14	15	16	17	18	19	20	21	22	23	24						
S	D	L	M	M	J	V	S	D	L	M	M	J	V	S	D	L	M	M	J	V	S	D	L	M	M	J	V	S	D						
			Lamp Making								Turned sculptures						Cutting and hollowing			Signature															
			À la Carte								Queyras									Seeds															

								June																											
25	26	27	28	29	30	31	1	2	3	4	5	6	7	8	9	10	11	12	13	14	15	16	17	18	19	20	21	22	23	24	25	26			
L	M	M	J	V	S	D	L	M	M	J	V	S	D	L	M	M	J	V	S	D	L	M	M	J	V	S	D	L	M	M	J	V			
Signature										Ornamental							Textures					Collaborative week									Games				
										Beginners Thierry Bertheas							Jewellery																		

				July																													
27	28	29	30	1	2	3	4	5	6	7	8	9	10	11	12	13	14	15	16	17	18	19	20	21	22	23	24	25	26	27			
S	D	L	M	M	J	V	S	D	L	M	M	J	V	S	D	L	M	M	J	V	S	D	L	M	M	J	V	S	D	L			
				Textures								Beginners Joss Naigeon						Jewellery									Green wood						
				Pole lathe								Surfaces						Beginners Thierry Bertheas									Eccentric M. Chevreton						

				August																																			
28	29	30	31	1	2	3	4	5	6	7	8	9	10	11	12	13	14	15	16	17	18	19	20	21	22	23	24	25	26	27	28	29							
M	M	J	V	S	D	L	M	M	J	V	S	D	L	M	M	J	V	S	D	L	M	M	J	V	S	D	L	M	M	J	V	S							
Queyras								Beginners Joss Naigeon							TABP								Curve																
Wood/metal								Beginners Thierry Bertheas														Jewellery																	

																September											
30	31	1	2	3	4	5	6	7	8	9	10	11	12	13	14	15	16	17	18	19	20	21	22	23	24	25	
D	L	M	M	J	V	S	D	L	M	M	J	V	S	D	L	M	M	J	V	S	D	L	M	M	J	V	
		Beginners Laurent Niclot									Ornamental							Beginners Joss Naigeon							SKO		
		À la Carte									Textures							Cutting and hollowing							Jewellery		

- PJ**
Petites Journées
- PO**
Portes Ouvertes
- IC**
Introductory class,
1 day



Beginners *Thierry Bertheas / Joss Naigeon / Laurent Niclot*

This course is for those who have not (or nearly not) used a woodturning lathe before. The goal is to be autonomous in your workshop. You will exercise and realize small projects in order to practice in a confident and secure way.

March - 24 to 27

June - 2 to 5

August - 4 to 7

April - 21 to 24

July - 7 to 10 and 14 to 17

September - 1 to 4 and 15 to 18

À la carte *Yann Marot*

Dedicated to autonomous woodturners, this course gives the ability to define ones own program based on level and wishes. Green wood, thin pieces, big diameter, multi-axis, specific project... Come with your ideas, leave with our knowledge.

March - 24 to 27

April - 28 to 1 May

September - 1 to 4

Master Class *Thierry Bertheas*

[For professionals]

Thierry is always developing new techniques to mix graphical design and textures to his work. That course will be the opportunity to experiment punching, brushing, painting, routing on turned (or not) projects.

March - 31 to 3 April

April - 7 to 10

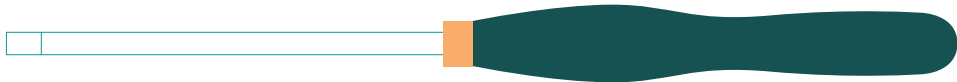
Cutting and hollowing *Yann Marot*

Using various tools we will take the time to understand why the tool cuts (or not). The focus will be put on the use of the gliding angle. You will have to make small objects that require hollowing and smooth curves.

April - 14 to 17

May - 12 to 15

September - 15 to 18



Eccentric *Jean-François Escoulen | Michel Chevreton*

This course address the various techniques to turn multi-axis between centers and, thanks to Escoulen chucks use, eccentric. Through exercises and practical step by step projects, you will understand and turn original (and mostly innovative) pieces.

April - 14 to 17 **July** - 21 to 24

cRAKoU *Natacha Heitz*

Realize cRAKoUs, meeting between Arolla pine and fire.

We will see peculiarities of arolla pine, learn the various techniques to create matching shapes, hollowing with small entry and the cRAKoUtage : fire, colour and varnish.

April - 21 to 24

Lamp Making *Nathalie Groeneweg*

You want to create a unique light fixture, out of your imagination? Make a lamp using various traditional woodturning techniques by creating lampshade, foot, tubes, from personal project, sketches, or drafts...

This course is opened to confirmed woodturners as it requires to master spindle and side-grain turning.

April - 28 to 1 May

Turned sculptures *Alain Mailland*

The opportunity to delve into Alain's creative world, using the techniques and tools he designed and developed for the occasion: woodturning, off-centering, bending, digging, sculpting, sandblasting...

Wooden flowers, cut trees, carnivorous plants such as nepenthes, coral reefs or jellyfish will all be addressed.

May - 5 to 8



Queyras knife sculpting *Jean Boucher*

4 days to discover and acquire the basic techniques of the popular art of Queyras. After you learned how to handle the knife, you will sculpt traditional motifs in Arolla pine sketches (plate, candlestick, cross).

May - 5 to 8

July - 28 to 31

Seeds *Romuald Clémenceau*

Turn pieces with natural shapes, making them realistic thanks to new textures. From the turning, a little texture, sculpture and bending, and you are projected into a wonderful universe.

Seeds that will grow your creativity.

May - 12 to 15

Signature *Grant Vaughan*

Making pieces from Grant's work incorporating fluid lines and traditional sculpture. You will go from drawing, from design to realization, in small scale and then full size.

May -16 to 19

May -25 to 28

Ornamental *Jean-Claude Charpignon*

Have you always been fascinated by these incredible Chinese balls? This course teaches you how to design spheres, then trace and machine them to make them. They will be the basis for understanding the required tools, the methods, and will lead to the realization of other tour de force.

June -2 to 5

September- 8 to 11



Texture, colour and design *Thierry Bertheas*

Come and give your creations a contemporary line with this innovative course. Hammered textures, colouring, engraving will be all techniques that you will practice on design shapes that you will turn.

June - 9 to 12

June - 30 to 3 July

September - 8 to 11

Jewellery *Nathalie Groeneweg*

Create original wooden jewelry. You will learn how to use rotating tools, from shaping to finishing, to make neat assemblies and mount hooks, cords and others. You will leave with jewels that will be the fruit of your work and your imagination

June - 9 to 12

July - 14 to 17

August - 18 to 21

September - 22 to 25

Games *Yann Marot / Joss Naigeon*

The lathe is a fabulous tool to make beautiful wooden games while having fun. You'll learn how to turn pawns, discs, wheels and items to assemble. You will create games of skill, strategy or reflection, allowing the opportunity to share tricks that will facilitate your work.

June - 23 to 26

Pole lathe *Romuald Clémenceau*

Build your own pole lathe, your tools and use them to make everyday objects. This sounds like a crazy bet in a week, but will make you discover the pole lathe and the use of hook tools.

June - 30 to 3 July

Surfaces *Alain Mailland*

Optimize the finishing phase, obtain a flawless result on complex shapes, all techniques developed by Alain. Experience them on one of your creations. It will also be an opportunity to evoke textures, pigments and sandblasting.

July - 7 to 10

Green wood *Yann Marot*

Understanding how to prepare blanks, considering its drying, deformations. Be in direct contact with the living tree, play with the veining. Green wood is life. This course is also an opportunity to use and master specific hollowing tools.

July - 21 to 24

Wood / metal *Hubert Landri*

The work of metal is not only that muscular shaping. Whether it's for a support, to incorporate metallic details into your pieces or to combine a sheet of metal and a turned piece, you will discover how to harmoniously marry these two universes. Personal projects are welcome.

July - 28 to 31

Creating around the curve *Yann Marot*

Simple curves, tight lines, clean shapes, nothing like that to create emotion. Yann will present his approach and his creative journey, then you will carry out your own experiment around a series of bowls. Essays, errors, criticisms and satisfaction of the successful piece.


August - 18 to 21

S.K.O – Small Kotidian Objects *Joss Naigeon*

Often useful, sometimes futile, they are small objects drawn for the hand, with humor and poetry. Pretext to tackle a multitude of woodturning techniques and share many workshop tricks.

Perfecting the basic tools and gestures, this course will allow you to embark at low cost on more accomplished achievements in your respective workshops.

September- 22 to 25



Instructors

Thierry Bertheas

www.thierrybertheas.fr

Jean Boucher

[jean.boucher5\[@\]orange.fr](mailto:jean.boucher5[@]orange.fr)

Jean-Claude Charpignon

jccharpignon@hotmail.com

Michel Chevreton

www.augraindorge.com

Romuald Clemenceau

www.lesboisdela passion.sitew.com

Jean-François Escoulen

www.escoulen.com

Nathalie Groeneweg

www.atelierng.com

Natacha Heitz

Facebook - LeBoisDYIva

Hubert Landri

www.hubertlandri.fr

Alain Mailland

www.mailland.fr

Yann Marot

www.yannmarot.com

Joss Naigeon

www.jossnaigeon.fr

Laurent Niclot

www.laurent-niclot.com

Grant Vaughan

www.grantvaughan.com.au